



YOUR GUIDE TO ACCESSING WFTDA CHAMPIONSHIPS ON ESPN3

This document outlines how to verify your account with the WatchESPN platform in the United States, to access ESPN3 content. The WFTDA cannot be responsible for regional outages, technical issues or difficulties you might experience while in the WatchESPN platform, but will do their best to help you access content easily with this guide.

The WFTDA advises you attempt log in prior to Championships to confirm your access, troubleshoot any difficulties, and to download any apps you might need in advance.

BEFORE YOU BEGIN:

Please perform Step 1 and 2 below to choose your cable or internet provider and log into your account when prompted. If you don't know how to log into your cable or internet account, you may need to create a new account at your provider's website.

If you are unable to log in, or access ESPN3 content after logging in, contact your cable/internet provider to discuss your plan and what you can do to gain access to ESPN3.

When speaking to your cable or internet provider, confirm the details you need to verify your access to WatchESPN such as Username, Password, Account Number, etc.

>> [Click here to see the list of WatchESPN participating cable providers](#)

>> [Click here to see the list of WatchESPN participating internet providers](#)

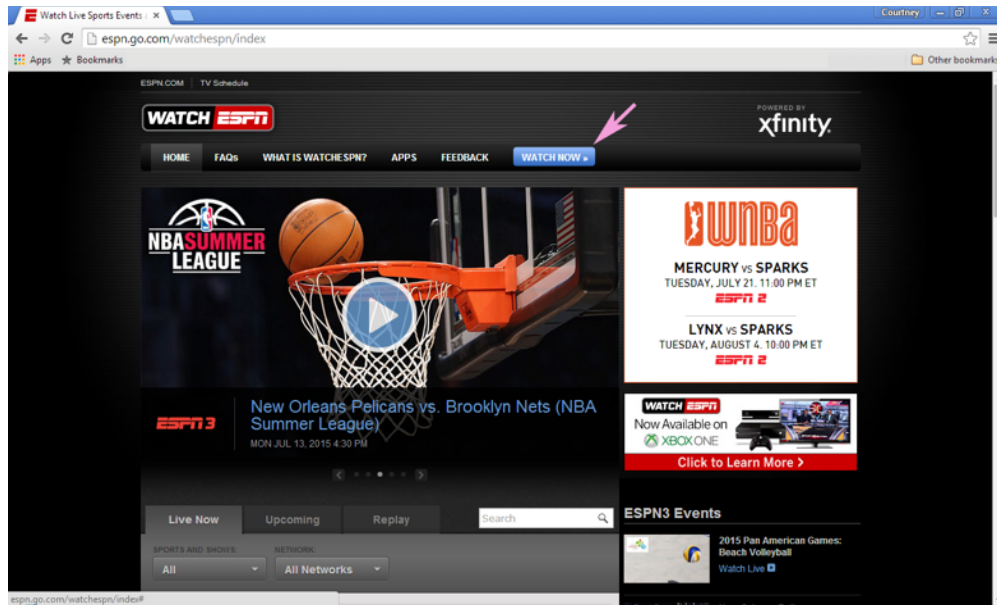
You can view WatchESPN content through their online portal at espn.go.com/watchESPN/ or through one of the following platforms via a downloadable app:

- Amazon FireTV
- Android and Kindle Fire
- Apple
- Chromecast
- Roku
- Windows8
- XBOX 360

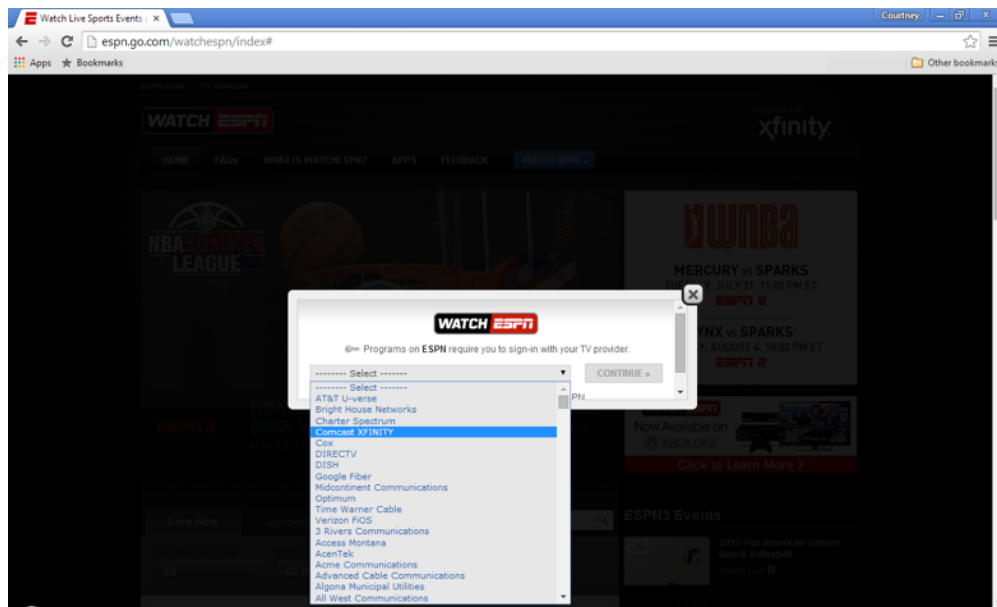
>> [Click here to find your app and download](#)



STEP 1: GO TO ESPN3.COM and CLICK "WATCH NOW"



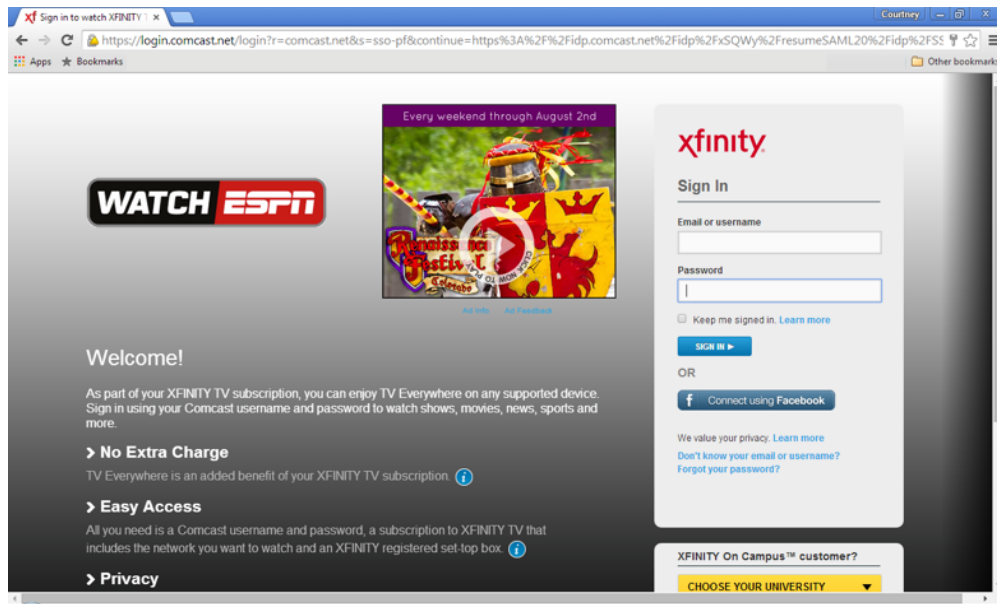
STEP 2: CHOOSE YOUR PROVIDER





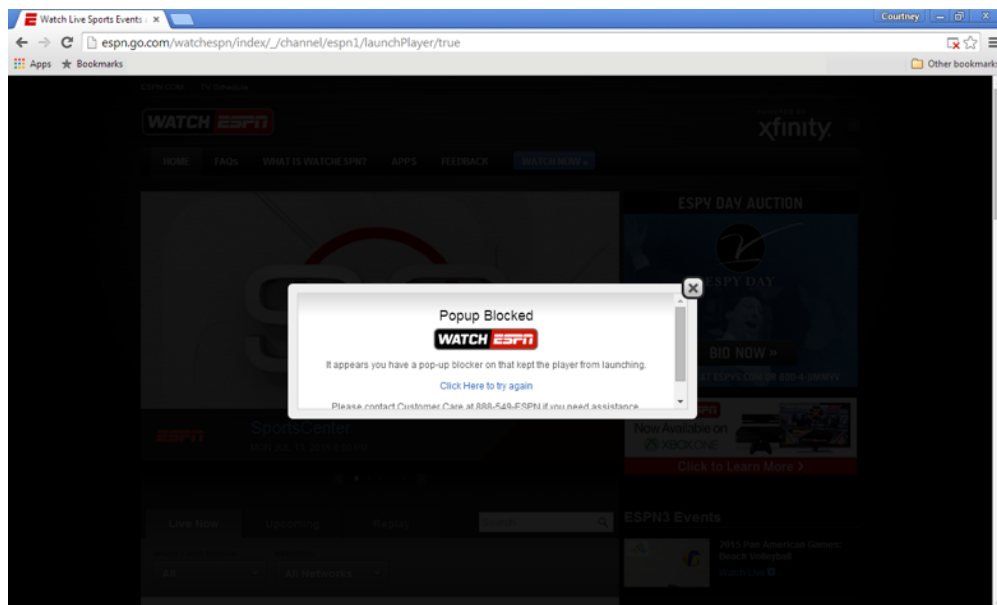
STEP 3: LOG INTO YOUR ACCOUNT

Using the details you confirmed with your cable or internet provider, access your account. Each provider will have a different log in experience. If you are having problems with this step, please contact your provider for assistance.



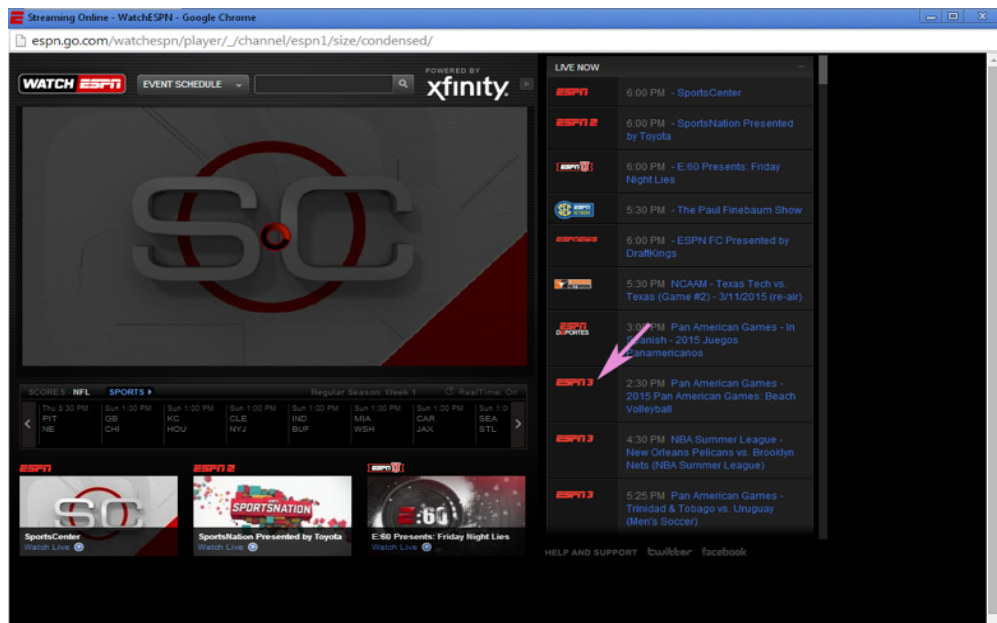
STEP 4: UNBLOCK THOSE POPUPS

If the video player window does not appear, you may need to unblock popups. If you don't see a box like the one below, you can find your popup blocker settings in your browser settings. If the window still doesn't open, choose a feed from the list of broadcasts on the WatchESPN home page (you may select "ESPN3" from the Networks menu).





STEP 5: OPEN AN ESPN3 BROADCAST



STEP 6: SUCCESS!

