



YOUR GUIDE TO ACCESSING WFTDA CONTENT ON THE ESPN APP

This document outlines how to verify your account with the ESPN App in the United States, to access ESPN online content. The WFTDA cannot be responsible for regional outages, technical issues or difficulties you might experience while in the ESPN App, but will do its best to help you access our content easily with this guide.

The WFTDA advises you to attempt to log in prior to the broadcast date to confirm your access, troubleshoot any difficulties, and to download any additional apps you might need.

BEFORE YOU BEGIN:

If you are unable to access ESPN content after logging in, contact your cable/internet provider to discuss your plan and what you can do to gain access to the ESPN App.

When speaking to your cable/internet provider, confirm the details you need to verify your access to the ESPN App such as Username, Password, Account Number, etc.

>> [Click here for more ESPN App support](#)

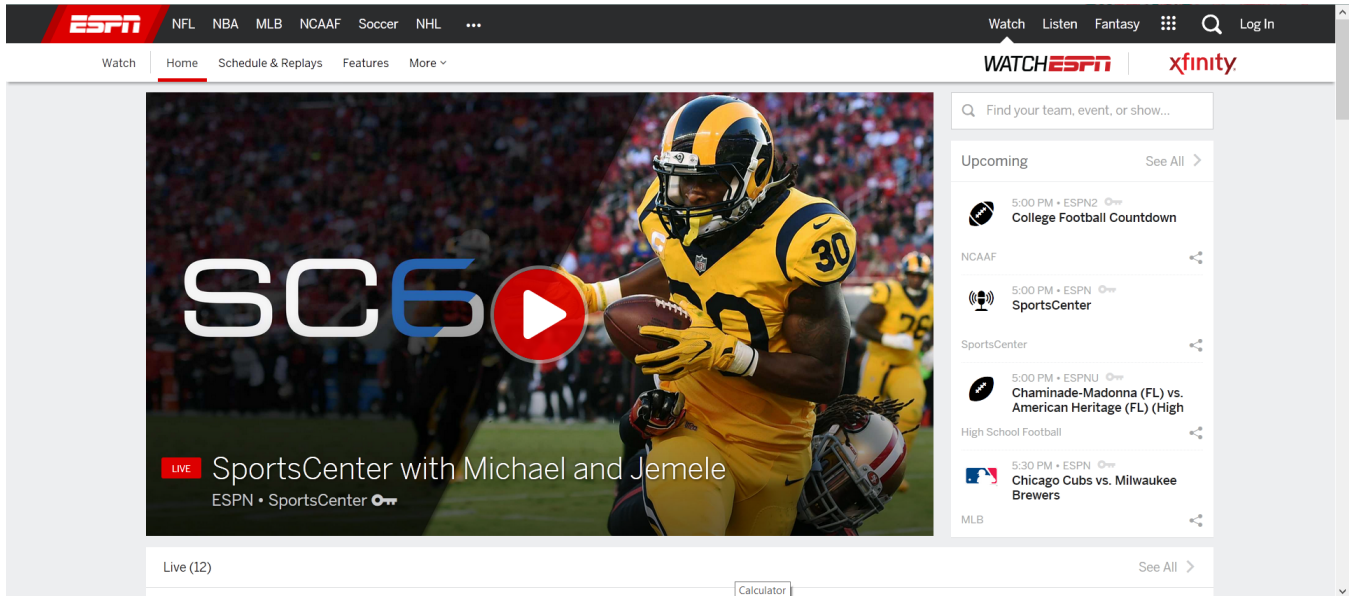
You can access the ESPN App through their online portal at <http://www.espn.com/watch/> or through one of the following platforms via a downloadable app:

- Amazon Fire TV
- Android and Kindle Fire
- Android TV
- Apple
- Chromecast
- Roku
- Windows 8
- PlayStation 4
- XBOX One

>> [Click here to find your app and download](#)

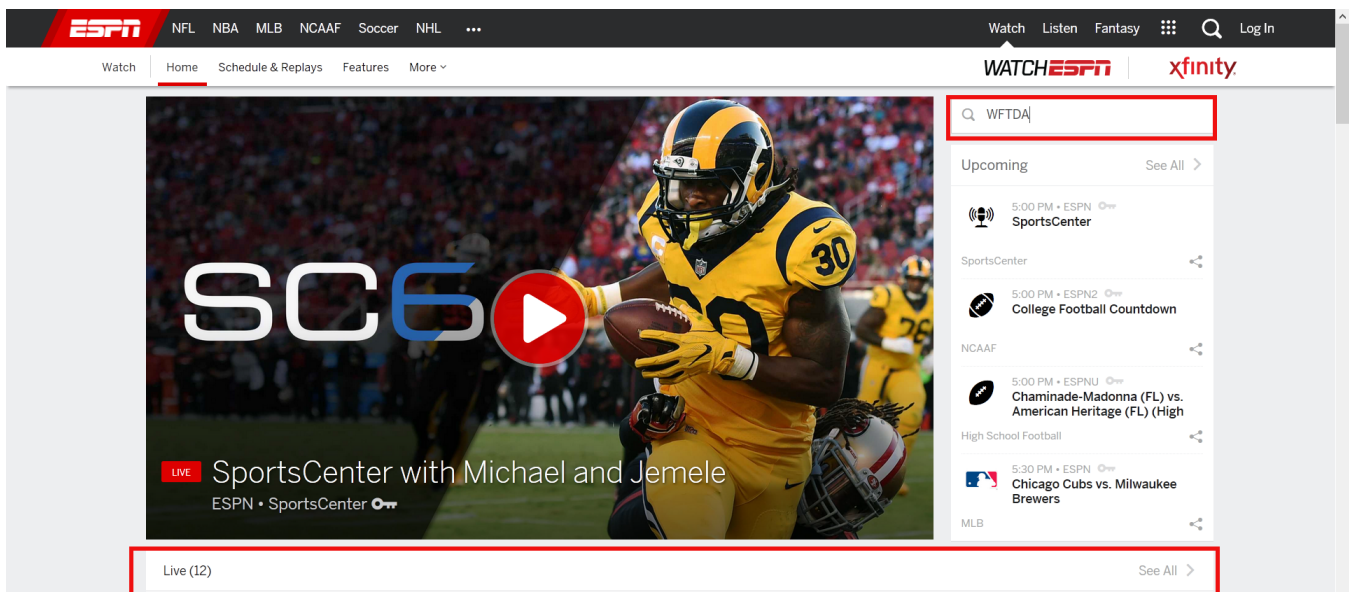


STEP 1: GO TO www.espn.com/watch/



STEP 2: CLICK WFTDA CHAMPIONSHIPS

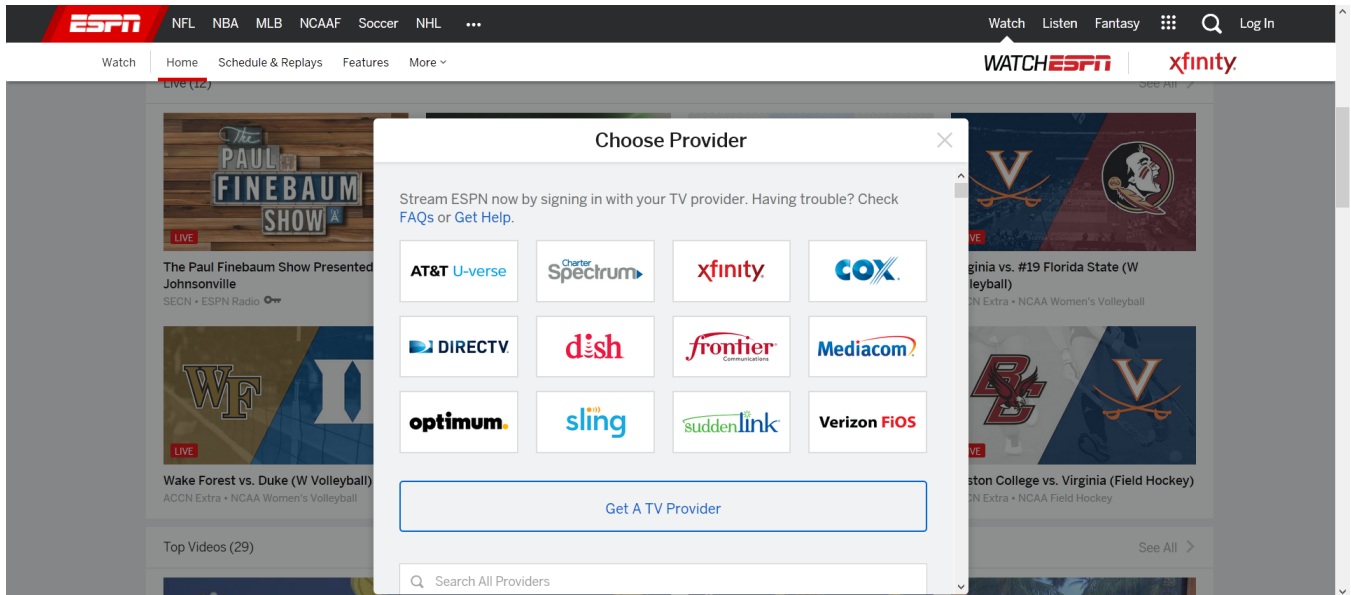
Locate the WFTDA Championships broadcast under the Live section or using the search box





STEP 3: CHOOSE YOUR PROVIDER AND LOG IN

Choose your cable/internet provider from the list and log in using your account for that provider when prompted.



STEP 4: ENJOY!

